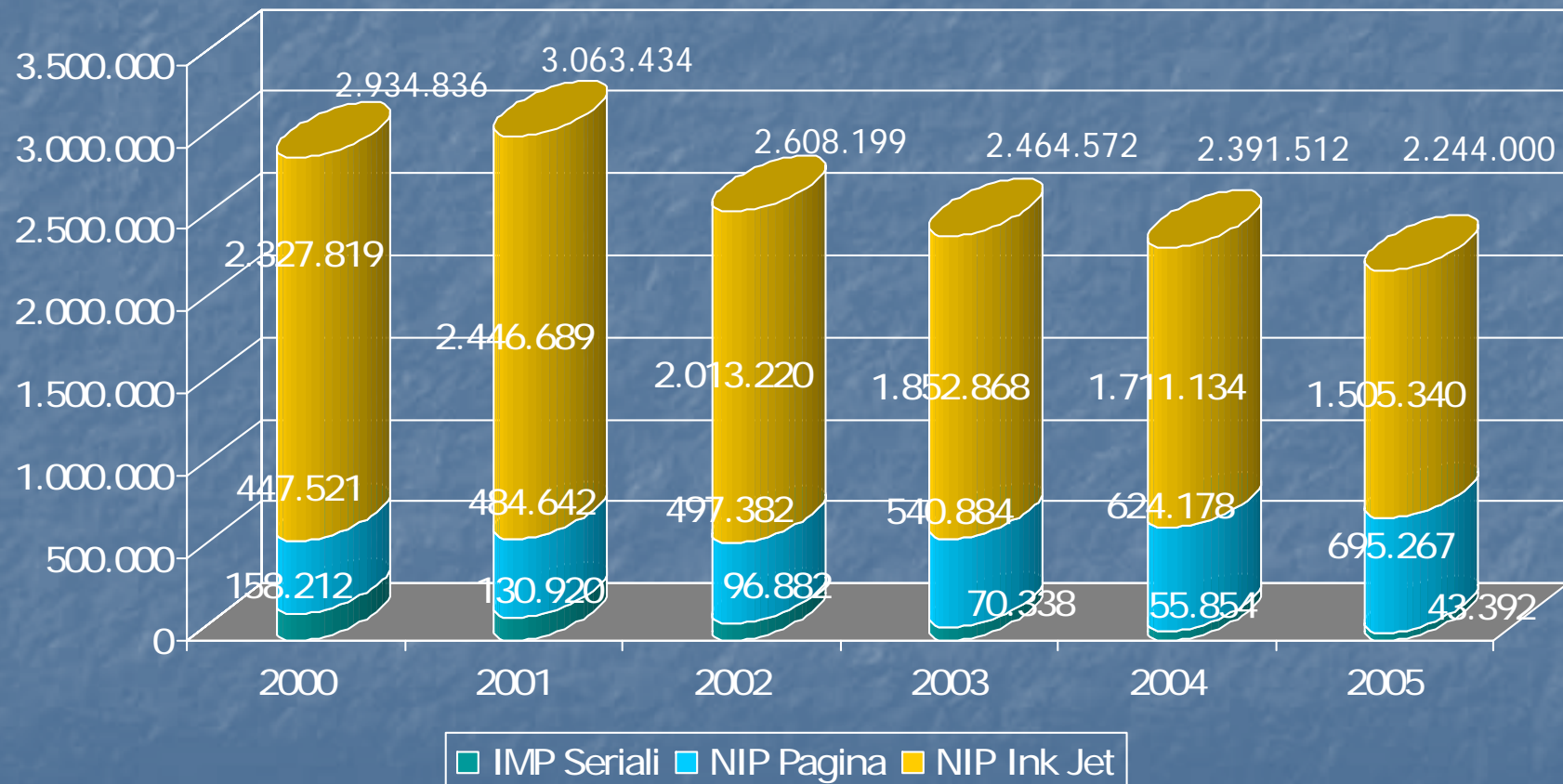


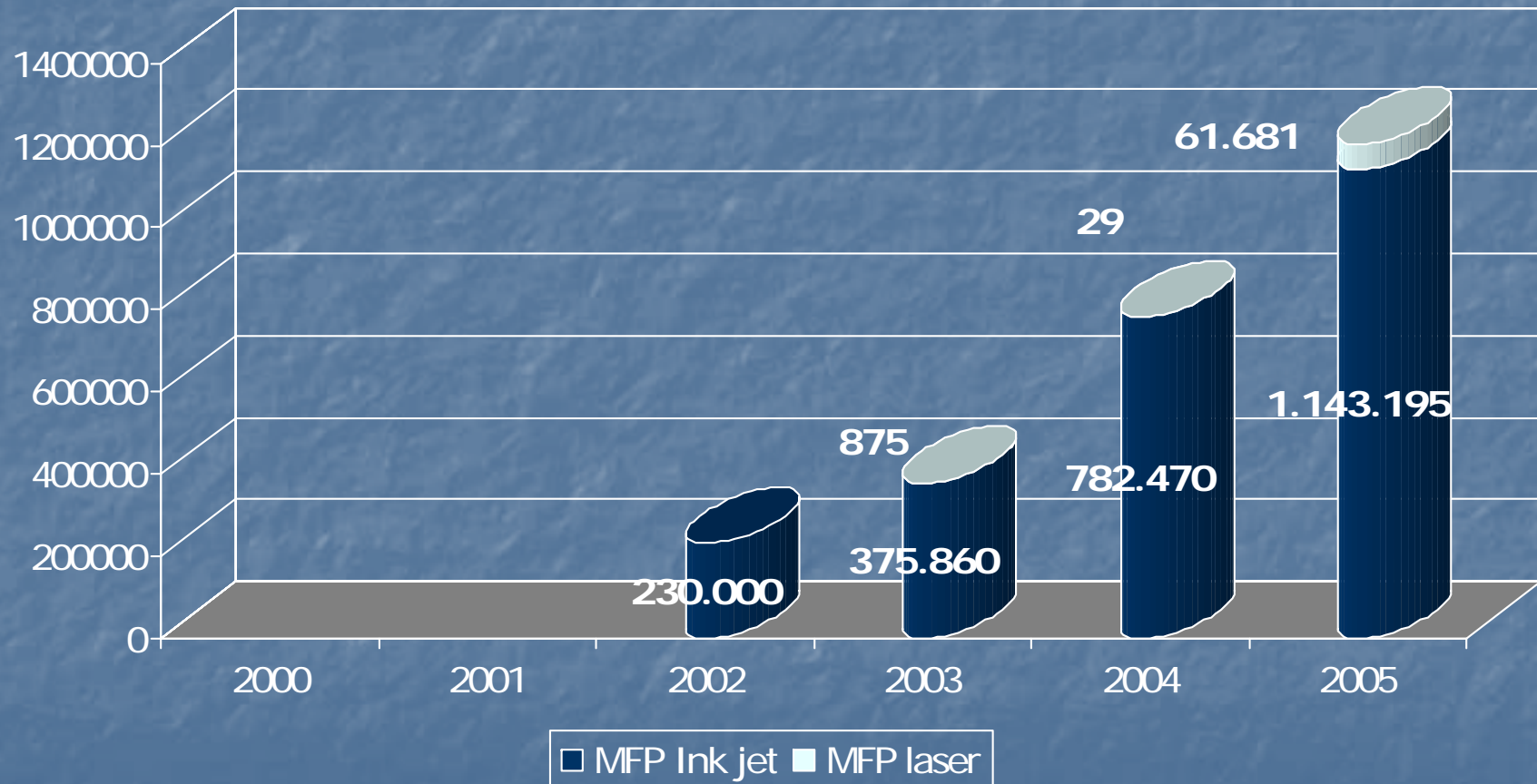
Il mercato dei dispositivi di stampa digitale

Italia

Venduto Stampanti

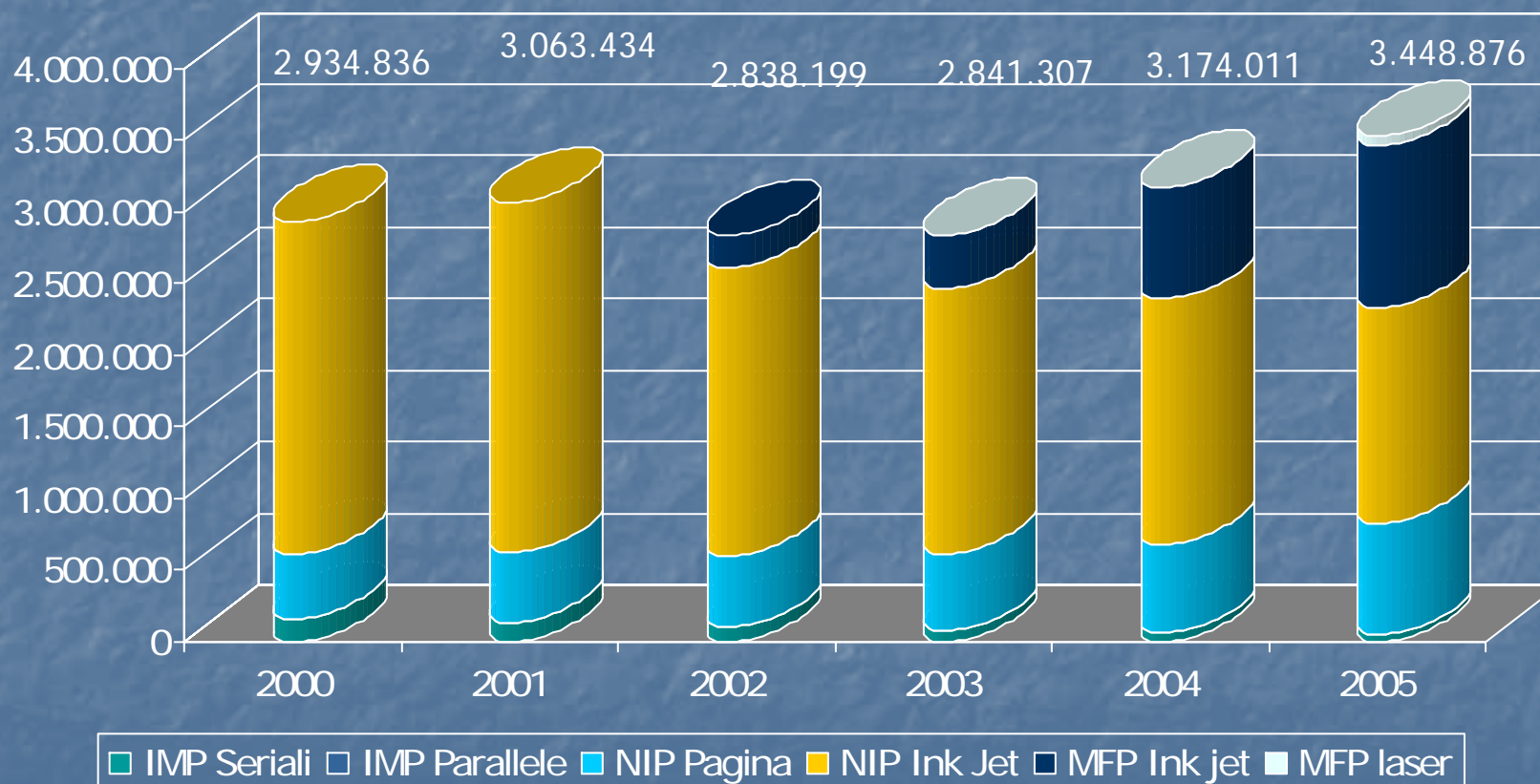


Italia Venduto Mfp



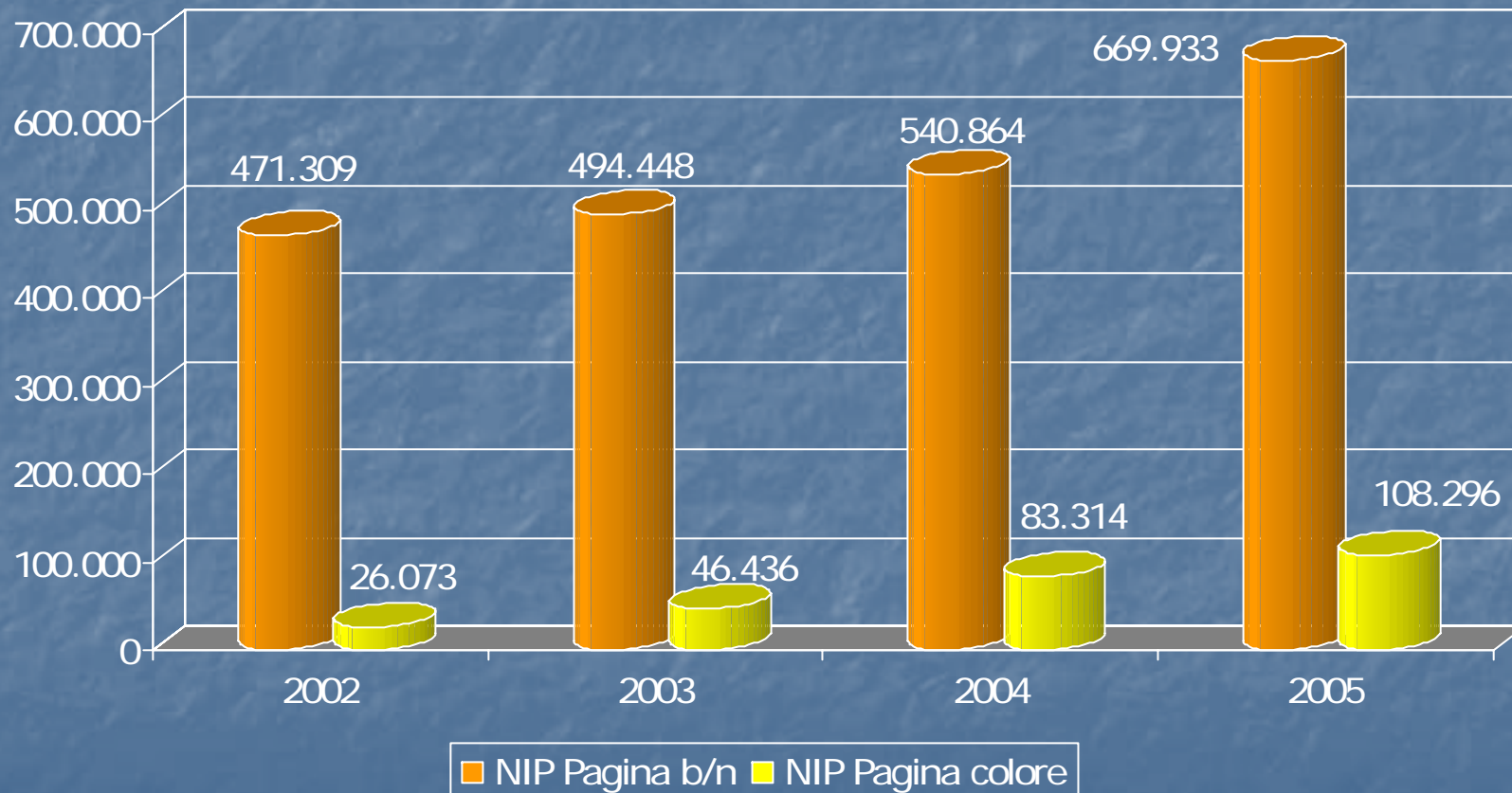
Italia

Venduto Stampanti e Mfp



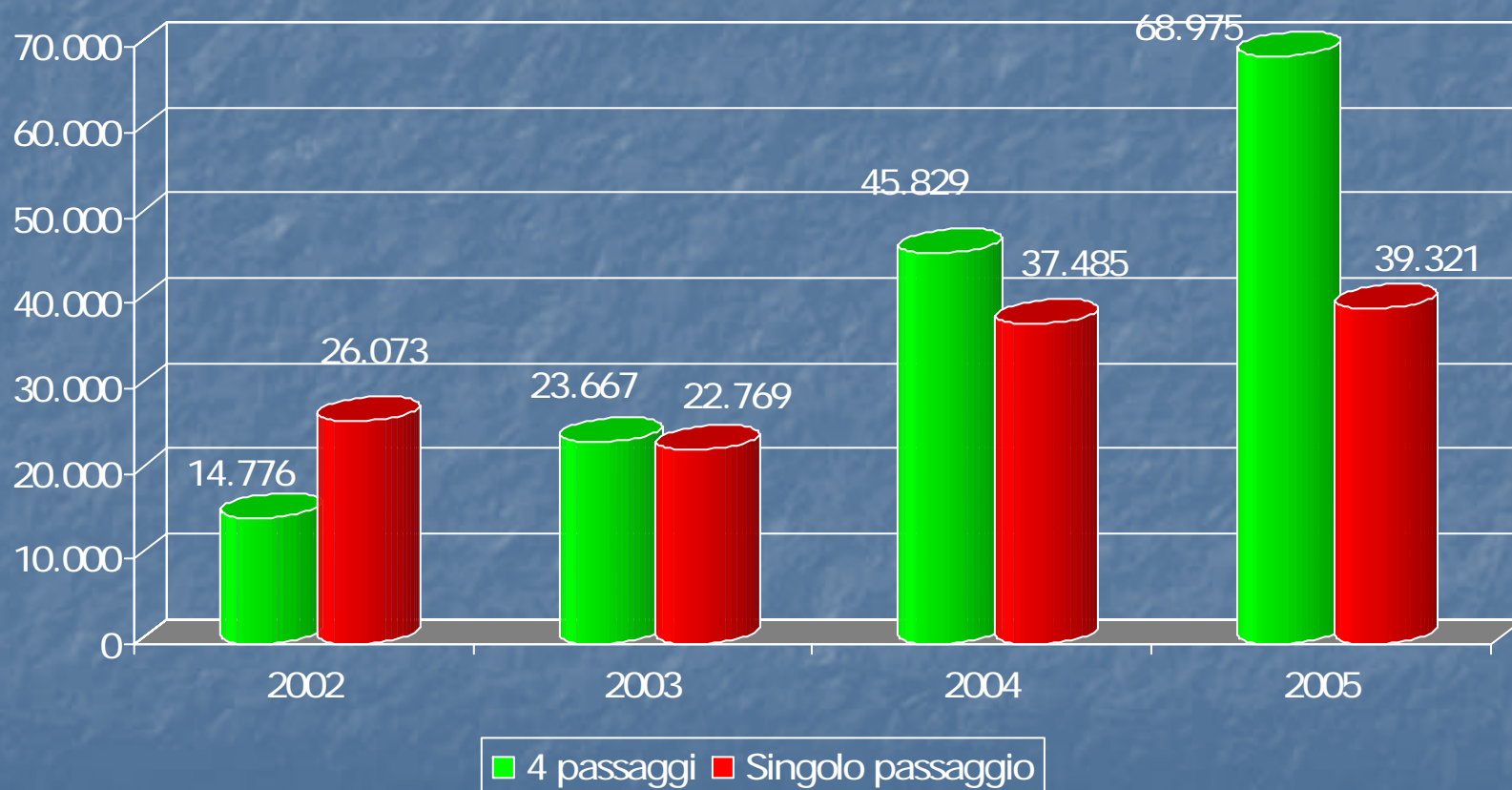
Italia

Venduto Laser



Italia

Venduto Laser a Colori



ASSO.IT INCONTRO MERCATO STAMPANTI

Consuntivo Gen-Dic 2005

STAMPANTI + MFP	YTD 04	YTD 05	Delta	Share 04	Share 05
<i>IMP Seriali</i>	55.854	43.094	-22,8%	1,8%	1,2%
<i>IMP Parallele</i>	346	299	-13,6%	0,0%	0,0%
<i>Laser/LED monocr (inclusi MFP)</i>	540.864	648.727	19,9%	17,0%	18,8%
<i>Laser/LED colore (inclusi MFP)</i>	83.314	108.221	29,9%	2,6%	3,1%
<i>NIP Ink Jet (inclusi MFP)</i>	2.493.605	2.648.535	6,2%	78,6%	76,8%
TOTALE	3.173.983	3.448.876	8,7%	1	1

ASSO.IT INCONTRO MERCATO STAMPANTI

Consuntivo Gen-Dic 2005

DI CUI

MFP Ink-Jet	YTD 04	YTD 05	Delta	Share 04	Share 05
<i>Ink-Jet flatbed</i>	746.552	1.124.617	50,6%	91,3%	93,3%
<i>Ink-Jet sheetfeed</i>	35.919	18.578	-48,3%	4,4%	1,5%
MFP Laser	YTD 04	YTD 05	Delta	Share 04	Share 05
<i>LaserLed monocr</i>	35.196	55.919	58,9%	4,3%	4,6%
<i>LaserLed colore</i>	29	5.762	19769,0%	0,0%	0,5%
TOTALE	817.696	1.204.876	47,4%	1	1

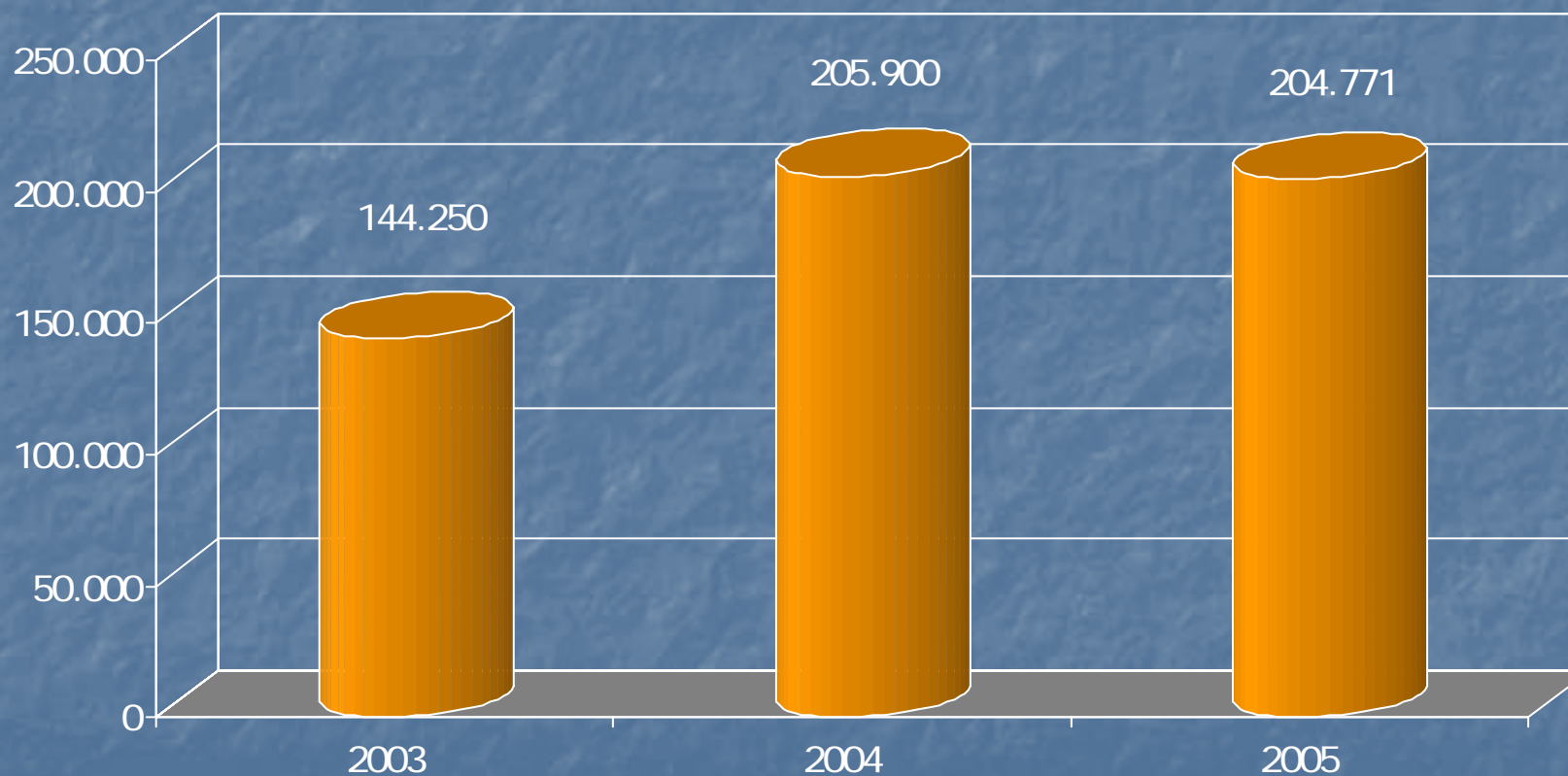
ASSO.IT INCONTRO MERCATO STAMPANTI

Consuntivo Gen-Dic 2005

STAMPANTI	YTD 04	YTD 05	Delta	Share 04	Share 05
<i>IMP Seriali</i>	55.854	43.094	-22,8%	1,8%	1,2%
<i>IMP Parallele</i>	346	299	-13,6%	0,0%	0,0%
<i>NIP Pagina monocr</i>	505.668	592.808	17,2%	15,9%	17,2%
<i>NIP Pagina colore</i>	83.285	102.459	23,0%	2,6%	3,0%
<i>NIP Ink Jet</i>	1.711.134	1.505.340	-12,0%	53,9%	43,6%
TOTALE	2.356.287	2.244.000	-4,8%	1	1

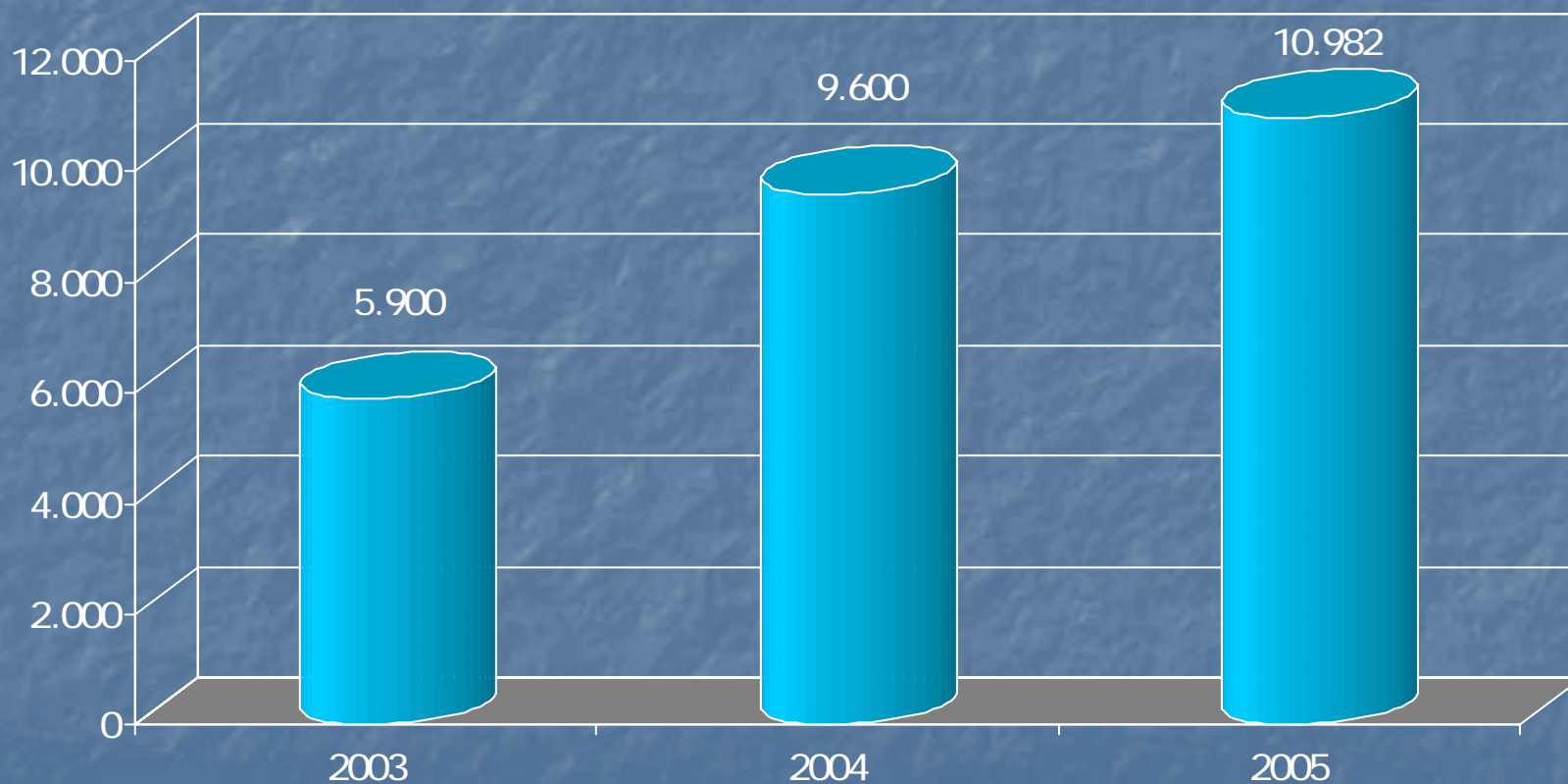
Italia

Mercato Copier Digitali b/n



Italia

Mercato Copier Digitali col.



ASSO.IT MERCATO COPIER

Consuntivo Gen - Dic 04 vs 05

Analisi mercato - Analogiche + Digitali B/N			
<i>Size</i>	YTD04	YTD05	Delta YTD
Segm P (1-12cpm)	1.772	3.187	79,85%
Segm 1 (1-20cpm)	155.566	156.955	0,89%
Segm 2 (21-30cpm)	27.998	28.500	1,79%
Segm 3 (31-44cpm)	13.199	8.410	-36,28%
Segm 4 (45-69cpm)	11.399	11.065	-2,93%
Segm 5 (70-90cpm)	1.185	1.024	-13,59%
Segm 6 (oltre91)	88	-	-100,00%
TOTALE	211.207	209.141	-1,0%

ASSO.IT MERCATO COPIER

Consuntivo Gen - Dic 04 vs 05

Analisi mercato - Digitali B/N			
<i>Size</i>	YTD04	YTD05	Delta YTD
Segm P (1-12cpm)	702	-	-100,00%
Segm 1 (1-20cpm)	151.837	155.866	2,65%
Segm 2 (21-30cpm)	27.647	28.457	2,93%
Segm 3 (31-44cpm)	13.140	8.361	-36,37%
Segm 4 (45-69cpm)	11.331	11.063	-2,37%
Segm 5 (70-90cpm)	1.164	1.024	-12,03%
Segm 6 (oltre91)	88	-	-100,00%
TOTALE	205.909	204.771	-0,6%

ASSO.IT MERCATO COPIER

Consuntivo Gen - Dic 04 vs 05

Analisi mercato - Digitali Colore

<i>Size</i>	YTD04	YTD05	Delta YTD
Segm 1c (fino a 7)	818	1.021	24,82%
Segm 2c (8-12cpm)	3.072	3.002	-2,28%
Segm 3c (13-29cpm)	3.964	5.300	33,70%
Segm 4c (oltre 30)	1.746	1.659	-4,98%
TOTALE	9.600	10.982	14,4%